



# 10 Super Spelling Ideas

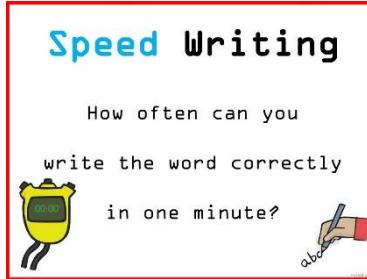
## 1 Look, Cover, Write, Check

Take a good look at the word you're learning to spell, cover it up and then write it down on the paper remembering to say each letter out loud as you write it. Finally, check your spelling against the word on the list. Did you get it right?



## 2 Speed Write

Over learning is a great way to store the correct word in your memory.



## 3 Does it look right?

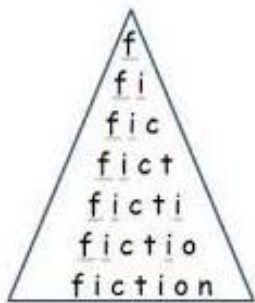
Have a go at spelling the word and see which one looks right.

beces

because ✓

beacese

## 4 Pyramid Spelling




Start with the beginning letter and children build up the word line on line to create a pyramid.

## 5 Let's create!

Spell the word out in glitter, make it from play-doh or pipe cleaners!



## 6 Let's get arty!



Be as creative as you can in learning to spell your words.

## 7 Rainbow Spelling

Using colour pencils to write out the word. Syllables could be a different colour. Each sound a different colour. Even just highlighting the part you find tricky can help.

beau ti ful

fl igh t

through

## 8 Hidden Words

Can you highlight any smaller words within your word and even make up a silly sentence to remember?

There is a rat in separate

## 9 Mnemonic Spelling

Make up a rhyme where each word starts with the letter of the spelling word.

- B – Big
- E – Elephants
- C – Can
- A – Always
- U – Upset
- S – Small
- E – Elephants = because

## 10 Graffiti Wall

Create a graffiti wall with your spelling words. You can use lots of different types of writing for this one (bubble writing, block capital letters, bold lettering) as well as different colours.

